





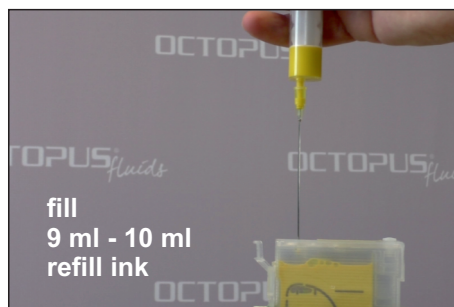

Refillable cartridges (non-OEM) suitable for Epson® 27, 27XL



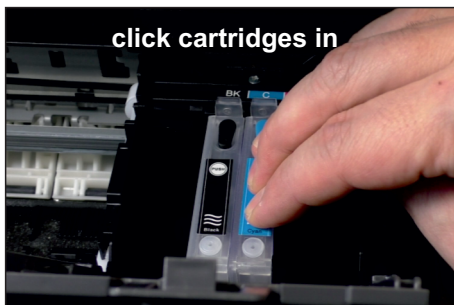
The kit of alternative refillables consists of 4 non-OEM inkjets suitable to replace the following Epson® original cartridges: T2701 / T2711 black pigmented, T2702 / T2712 cyan pigmented, T2703 / T2713 magenta pigmented and T2704 / T2714 yellow pigmented. The refillables have a very useful fill port on their upper side. Furthermore on the upper side there is an air port on each refillable. This ensures that the ink consumed by printing with the refillable cartridges is replaced by air and no negative pressure builds up inside the cartridges.



Please pay attention to not filling ink into the air ports. Actually the air port can be identified by looking onto the cartridge from the side. right below the air port there is a chamber structure. In comparison the fill ports leads into the ink chamber directly. The ink port is located at the bottom side of the cartridge. In original condition the ink port is closed by plastic foil completely. Please do not remove this foil. The foil will be punctured later on when installing the refillable cartridge into the Epson® printer. On the refillables side facing towards the printer there is the autoreset chip for Epson 27, 27XL. This chip identifies the cartridge towards the Workforce printer as compatible and provides the data for showing an ink level on the printer's display or PC screen. **Please do not update Your printer's firmware or software and deactivate the option for automatic updates.** Updates may cause that alternative printing supplies are not accepted by your printer anymore.



For filling the non-OEM inkjet cartridges suitable for Epson® 27, 27XL take out the plug from the fill port and keep it for later use. The suitable quantity of refill ink for these refillable cartridges is **9 ml to 10 ml** pigmented refill ink. Best printing results can be accomplished by using dedicated refill inks whose physical characteristics have been adjusted to the original Epson 27, 27XL inkjet cartridges. Use a refill syringe for filling the ink into the ink tank. Close the fill port afterwards and make sure that the plug fits flush to the cartridges' upper side.



Now in the next step place the fully filled set of refillables into the printer. The slots for the cartridges are located in the print head compartment. In each slot there is a thorn that punctures the foil covering the ink port. This ensures the proper flow of ink towards the print head. Press on the upper side of the refillable firmly to click it into its position inside the print head compartment. By doing so the chip can establish contact to the pins inside the cartridge slot. This is important for the communication between the autoreset chip and the Workforce printer. Take out the silicon plugs from the air ports. Make sure that the air ports are free when printing with the alternative cartridges. Close the printer's scanner unit / top cover.

How does the autoreset chip on refillable cartridges for Epson 27, 27XL work?

Right away after closing the upper cover the printer recognizes the cartridges and prepares the ink system. At the end the display shows the change of the cartridges is finished. Going by the maintenance menu You can check the ink level information, as shown in the picture the set of refillables is shown with the ink level status FULL for each cartridge. The auto reset chips provide two ink level related messages. The first message is that the ink will be depleted soon and the second message is that the cartridge is empty. Only after the second message You can set the ink level status of a specific cartridge back to status FULL. Take it out of the printer and set it back in again. At this point You should also fill ink too. Please be aware of the shown ink level is an estimated value and may differ from the actual amount of ink being inside the cartridges physically. The transparent refillable cartridges provide the advantage that is really easy to check on actual amount of ink inside the refillables. Please make use of this advantage and check the ink levels by eye sight regularly. You can fill up the refillable cartridges at any time that is convenient for You.